

Dados Estudante Instituto Boaventura Timor-Leste (IBTL), Tinan Akademiku 2017-2021

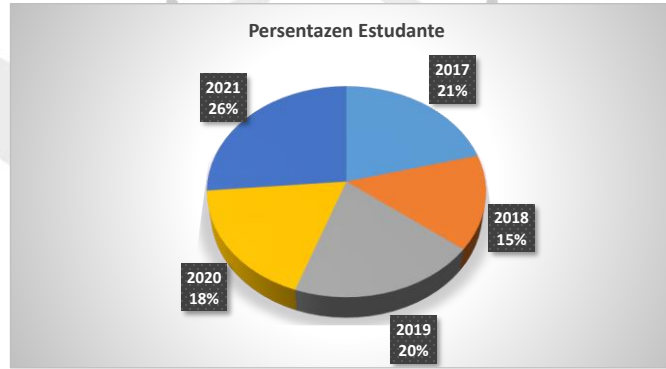
Tinan Koleksaun 2021

DADUS ESTUDANTE IBTL

Fakuldade	Departamentu	2017			2018			2019			2020			2021			Total		
		Mane	Feto	Total	Mane	Feto	Total	Mane	Feto	Total	Mane	Feto	Total	Mane	Feto	Total	Mane	Feto	Total
Agricultura	Agronomia	3	4	7	1	0	1	0	2	2	6	4	10	0	0	0	10	10	20
Total																			
Economia	Gestão	1	3	4	0	0	0	3	3	6	2	0	2	10	4	14	16	10	26
Total																			
Saúde	Saude Público	2	3	5	3	8	11	3	8	11	2	2	4	3	6	9	13	27	40
Total																			
Técnico	Engenharia Civil	3	0	3	2	1	3	0	1	1	0	0	0	1	0	1	6	2	8
	Informática	1	3	4	1	0	1	1	1	2	2	2	4	2	3	5	7	9	16
Total Jeral		10	13	23	7	9	16	7	15	22	12	8	20	16	13	29	52	58	110

Rezumu Total Estudante IBTL

2017	23	21%
2018	16	15%
2019	22	20%
2020	20	18%
2021	29	26%
Total	110	



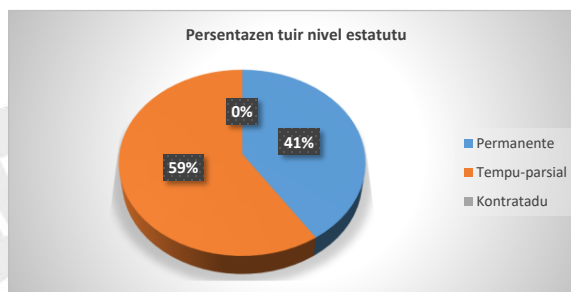
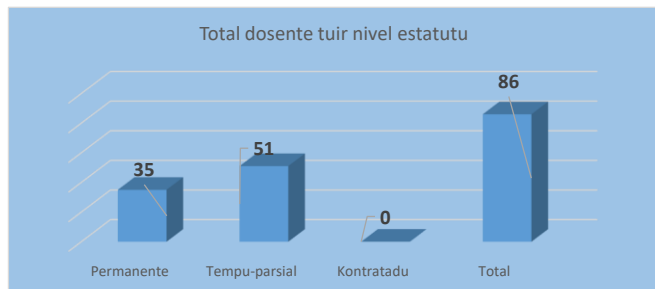
Dados Docente Instituto Boaventura Timor-Leste (IBTL)

Tinan Koleksaun 2021

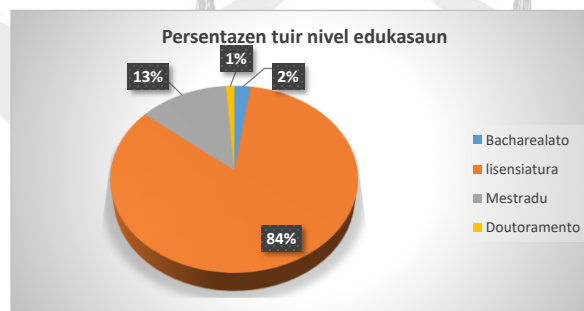
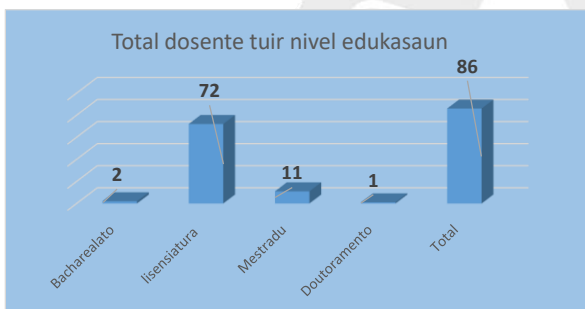
DADUS DOSENTE IBTL

Nivel Estatutu	Bachrelatu			Lisenciatura			Mestradu			Doutoramento S3			Sub Total		Total	Grand Total
	Mane	Feto	Total	Mane	Feto	Total	Mane	Feto	Total	Mane	Feto	Total	Mane	Feto		
Permanente	1	1	2	22	8	30	2	0	2	0	1	1	25	10	35	86
Kontratadu	0	0	0	0	0	0	0	0	0	0	0	0	0	0	0	
Tempu-parsial	0	0	0	33	9	42	7	2	9	0	0	0	40	11	51	
Sub Total			2			72			11			1			86	

Rezumu Total nivel estatutu dosente		
Permanente	35	41%
Tempu-parsial	51	59%
Kontratadu	0	0%
Total	86	



Rezumu Total Dosente tuir nivel Edukasaun		
Bacharealatu	2	2%
lisensiatura	72	84%
Mestradu	11	13%
Doutoramentu	1	1%
Total	86	



* Fonte: Instituto Boaventura Timor-Leste (IBTL)

A Qualidade na Formação é o Futuro da Nação!

MESCC